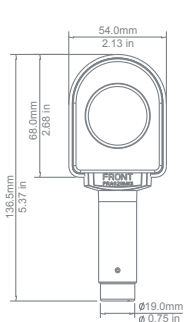


# PRA628 MKII

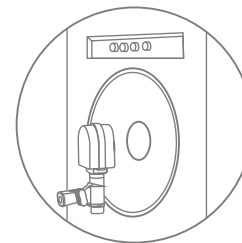
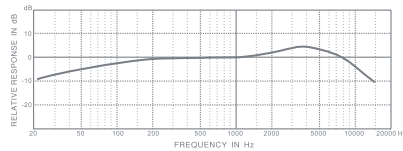
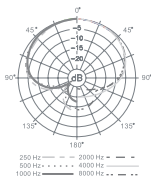
## Unidirectional Instrument Microphone

User's Guide

The PRA628MKII With "flat-profile" design is an optimized model of the PRA628. Side address mounted capsule for miking guitar amps face on and extremely close to the signal source. Super-cardioid pick-up pattern isolates the main sound source while minimizing background noise. With extended frequency response, deeper to the lower bottom range, higher SPL capacity and supercardioid directivity with high gain before feedback, it is suitable for guitar, bass amplifier pick up or instrument reinforcement. Also suitable for drum miking, particularly toms, where the microphone's profile allows the capsule to be positioned close to the drum skin.



- High dynamic range and extended frequency response
- High SPL up to 150 dB SPL
- Flat pop screen design, closer to the sound source
- Universal clamp and mic clip included
- Tailored frequency response to reproduce the instrument natural sound
- Sturdy metal body



- For guitar amps captured medium attack sound profile with balanced sound, place PRA628 MKII around 15-30 cm (6-12 in) away from speaker, centered directly in front of speaker cone.
- For percussion instrument captured most attack sound profile with natural sound, place PRA628 MKII 2.5 to 7.5 cm (1 to 3 in) above rim of top head of drum. Aim mic at drum head.
- For higher gain before feedback and lowest background noise, the microphone shall be pointed directly to the sound source.
- The sensitivity of a supercardioid microphone is highest on axis and lowest at 120 to 135 degrees.
- To avoid interference between multiple microphones, each sound source shall be picked-up by one microphone, use as less microphones as possible in one space, or turn-on as less microphones as possible at the same time.
- To reduce crosstalk between microphones, an 1:3 guide line shall be follow: The distance between microphone A to the sound source A is "1", the distance between any other microphone to the sound source A shall be more than 3 times.
- Reflecting surface affect sound as well. Beware of these surfaces such as wall, table, or floor. Place the microphone away from the hard surfaces or directly contact these surfaces to form a pressure zone microphone.
- When using the microphone outdoor or in windy environment, additional foam wind screen helps to reduce wind noise.
- Keep grill pop screen clean to avoid degrading the sound quality. Do not expose the microphone at high humidity/temperature environment to avoid damage.

### Proximity Effect

When the supercardioid microphone get closer to the sound source, the low frequency response is boosted, as so call "proximity effect". Experience engineer takes advantages of the proximity effect to improve the richness of instrument sound or to increase the bass of the instrument as if an extremely high quality equalizer is used. Same ideas to reduce the bass by increase the distance to reduce the bass when needed.

### Mounting the Microphone

Sturdy drum clamp and stand can set the microphone exactly at the sweet spot and keep it there. Superlux provides wide range of drum clamps and stands for various demands. Please check on our web site [www.superlux.com.tw](http://www.superlux.com.tw) to get more information.

### Maintenance

Microphones shall be kept in low humidity environment for best sound performance. Store the microphones in air-conditioned room or dehumidifier to keep away from moisture. Clean air is another important factor. Keep away from smoking environment to avoid tar residuals.

For more information please check on our web site [www.superlux.com.tw](http://www.superlux.com.tw), or contact [support@superlux.com.tw](mailto:support@superlux.com.tw)

Made in China

### Specifications

Type: Dynamic  
 Polar Pattern: Supercardioid  
 Frequency Response: 80-18,000 Hz  
 Sensitivity: -55 dBV/Pa (1.8 mV)  
 Output Impedance: 200 Ω  
 Max.SPL: 150 dB SPL  
 Finish: ChampagneSilver/Black  
 Connector: XLR3M  
 Dimensions (WxHxD): 54x136.5x44.5 mm (2.13x5.37x1.75 in)  
 Net Weight 188 g (6.6 oz)

### Furnished Accessories:

HM12DA gooseneck clamp; HM10 mic clip; Pouch

### Optional Accessories:

MS105/BAG adjustable boom stand for instruments

### General Rules for Use

- The front side of capsule is located at the side with the mark of "Front"
- For guitar amps captured most attack sound profile with emphasized bass, place PRA628 MKII around 2.5 cm (1 in) away from speaker, centered directly in front of speaker cone.
- For guitar amps captured sharp attack sound profile with higher frequency sound, place PRA628 MKII around 2.5 cm (1 in) away from speaker, at the edge of speaker cone.

# Superlux®

P/N: LB10628II0102 2011 Mar



### marketing and sales

Superlux, Taiwan  
 +886-2-26931323  
[sales@superlux.com.tw](mailto:sales@superlux.com.tw)

### manufacturing & logistics.

Superlux Enterprise  
 Development (Shanghai) Co., Ltd.