

HA-73

MONO MICROPHONE PREAMP
ELITE SERIES



USER MANUAL



INTRODUCTION

Thank you for choosing the Elite Series **HA-73**. Heritage Audio is dedicated to bringing you 'the sound of yesterday for tomorrow'. We specialize in capturing that unique, enticing sound that everybody has fallen in love with. For years engineers, producers and musicians have been yearning for that classic vibe. Usually the only option is to search for old, used original equipment that is almost always in a questionable state of operation. This brings with it a whole lot of other issues, making the experience less than desirable. Not to mention the very high prices asked for this equipment, which makes them virtually unobtainable for the great majority. Now it's possible to obtain that same sound with a brand new piece that will give you all the problem-free, heavy-duty use you'll need for years of music making history.

Peter Rodriguez

CEO

Heritage Audio - Madrid, Spain



© 2022 Heritage Audio S.L. is the sole owner of the copyright of all information and drawings contained in this manual which are not to be copied or reproduced by any means or disclosed in part or whole to any third party without written permission.

Heritage Audio reserves the right to alter specifications without notice. The information in this manual has been carefully checked and is believed to be accurate at the time of publication. However, no responsibility is taken by us for inaccuracies, errors or omissions nor any liability assumed for any loss or damage resulting either directly or indirectly from use of the information contained within it.

TABLE OF CONTENTS

| | |
|--------------------|---|
| INTRODUCTION | 2 |
| CONTENTS | 2 |
| DESCRIPTION | 3 |
| GETTING STARTED | 4 |
| APPLICATIONS | 5 |
| SPECIFICATIONS | 6 |
| SIGNAL FLOW | 6 |
| TROUBLE SHOOTING | 7 |
| WARRANTY STATEMENT | 8 |
| REGISTRATION | 8 |
| RECALL SHEETS | 9 |



DESCRIPTION

The HA-73 Elite single channel microphone preamp is made to the same specifications as the acclaimed 73 JR II and DMA 73 Heritage Audio models at an unheard of price.

Using the expertise and reputation obtained with its popular time-consuming hand soldered series, HA is able to offer a zero compromise, high quality yet very affordable alternative to the growing entry-level brands.

A combination of lean manufacturing, modern construction techniques and mass production, minimizes hand labor and therefore its high associated costs when manufacturing takes place in Western Europe. By passing the savings straight into the end users' pockets, Heritage Audio releases the most affordable outboard preamps and equalizers in its class up to date.


Key components to obtain a true vintage sound are indeed maintained, like the industry standard Carnhill transformers, hand wound in St Ives, England.

Manufactured in the same Spanish facilities as the rest of the HA line of products, the rack mountable HA-73 Elite presents the classic sounding recording preamp that, for generations, has been regarded for its rich, musical qualities and its ability to dramatically improve the sound of almost any source.

Further, it includes the same exact great sounding JFET DI circuit found in the 73 JR II and a fully discrete class A high pass filter.


With 80dB of available gain and dedicated mic, line, and instrument inputs; the HA-73 Elite has everything you need to bring microphones and instruments to life with vintage vibe and thickness.

The HA-73 Elite features gain, output trim, -20 db pad, polarity reverse, a high pass filter, and +48 V phantom power. It comes housed in a rugged 1RU British steel chassis and utilizes an external power supply for low noise operation. The HA-73 features Carnhill input and output transformers, high quality pots and switches, and best of all is 100 % made by Heritage Audio.



GETTING STARTED


FRONT



| 1 | 2 | 3 | 4 | 5 |
|--|--|--|--|---|
| D.I. INPUT High Impedance Class A JFET | INPUT GAIN SWITCH 5 dB Steps From 30 to 80 | MIC PAD 20 dB Reduction Ahead of Input Transformer | PHANTOM POWER Activates 48 V | HIGH PASS FILTER -3 dB at 82 Hz, Discrete Class A |

| 6 | 7 | 8 | 9 | 10 |
|---|--|---|----------------------------------|--------------------------------|
| OUTPUT ATTENUATOR Attenuates from 0 to Infinity | MIC INPUT IMPEDANCE 1200 Ω or 300 Ω when pressed | LINE Switches from MIC/D.I. to Line | PHASE Flips phase 180° | POWER Activates Unit |

REAR




| 1 | 2 | 3 | 4 |
|--|--|---|--|
| POWER INPUT To Be Connected to the HA PSU04 Power Supply | LINE OUTPUT Male XLR Connector | LINE INPUT Female XLR Connector | MIC INPUT Female XLR Connector |

| | | | | |
|---|----------------------------|----------------------------|--|--|
| All XLRs are: Pin 1: GND Pin 2: Hot Pin 3: Cold | MALE XLR | FEMALE XLR | D.I. Jack: Tip: Signal Sleeve: Ground | |
| | GND Hot (+) Cold (-) | GND Hot (+) Cold (-) | | |

APPLICATIONS

MIC


CONDENSER MIC



D.I.



LINE

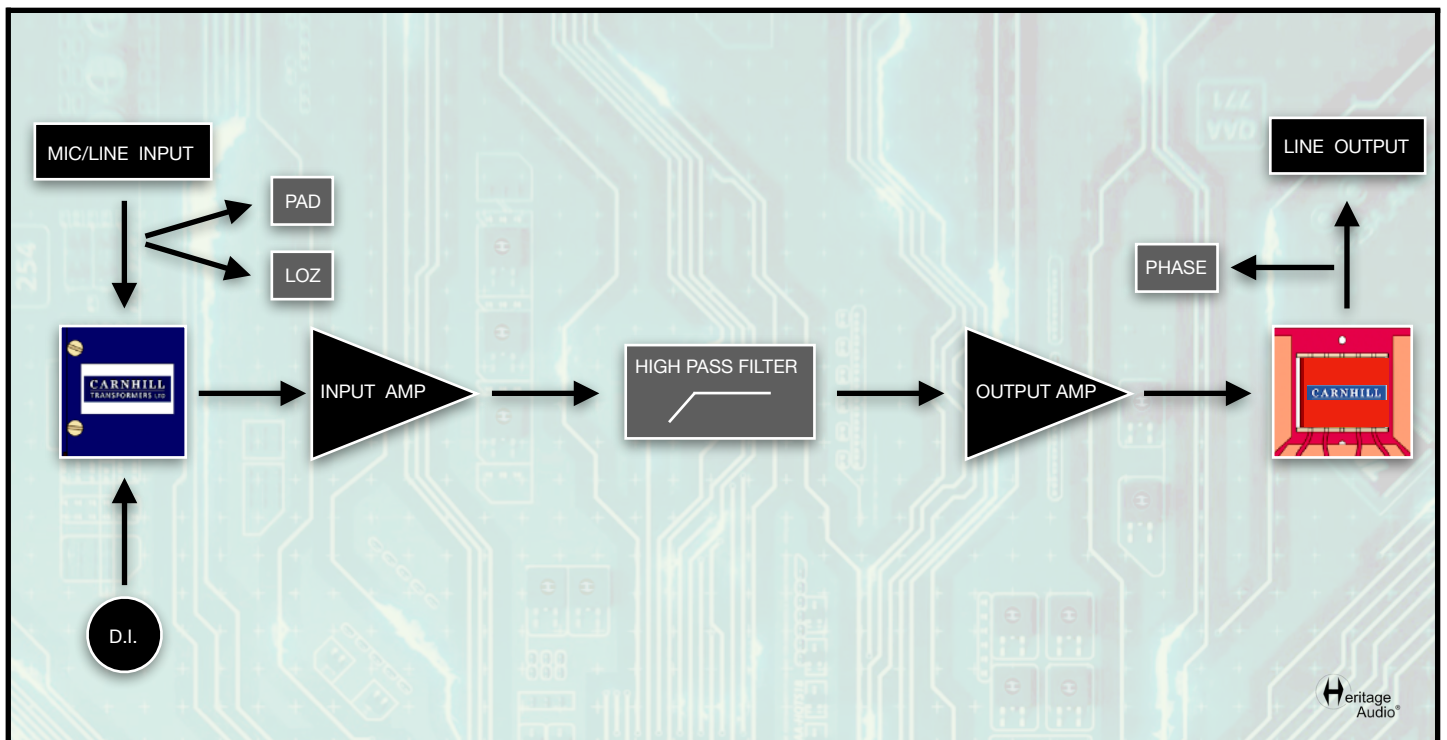


SPECIFICATIONS



- **Microphone input impedance:** High=1200 Ω minimum; Low=300 Ω minimum. Higher gain positions gradually have greater impedances, optimum for low gain ribbon mics. Input is transformer balanced and floating.
- **Line input impedance:** 10 k Ω bridging, transformer balanced and floating.
- **Output impedance:** Less than 75 Ω , transformer balanced and floating, to drive a load of 600 Ω .
- **D.I. input impedance:** Greater than 2 M Ω , unbalanced.
- **Maximum output:** Greater than +26,5 dBu into 600 Ω (internally terminated).
- **THD:** Less than 0,025 % at 1 kHz, Less than 0,05 % at 100 Hz.
- **Frequency response:** 20 Hz (+0,3 dB) to 20 kHz(-0,2 dB).
- **Maximum Gain:** Slightly greater than 80 dB.
- **Equivalent Input Noise:** Less than -125 dBu.
- **Output stage noise:** Less than -100 dBu.
- **Power consumption:** Less than 95 mA @ 48 V DC.
- **Dimensions (W x H x L):** 482 mm x 44 mm (1 Rack unit) x 184 mm.

SIGNAL FLOW



TROUBLE SHOOTING



| PROBLEMS | SOLUTIONS |
|--|---|
| There doesn't appear to be any signal at all arriving at the back XLR. | Make sure the GAIN knob is not in the 'Off' position. |
| There still doesn't appear to be any signal at all arriving at the back XLR. | Check to see if a jack cable has been left plugged into the front panel D.I. |
| Even at the lowest position on the GAIN knob I still have too much gain. | When this happens you should activate the PAD button. This will reduce the input by 20dB ahead of the input transformer. |
| Condenser microphones don't seem to work with HA-73. | Make sure the red +48 V button is pressed in to activate the phantom power sent to the microphone. |
| There doesn't seem to be any output at all from the unit. | Check to see if the OUTPUT knob is fully turned down as this will attenuate the signal completely. |
| Sending a signal to the unit from a DAW overloads it terrible. | It is necessary to press the LINE button when sending it a line level source. If not, it is expecting a Microphone signal with a very different impedance. |

* For any further doubts or questions please get in contact with us at: support@heritageaudio.com

WARRANTY STATEMENT

LIMITED 2 YEAR WARRANTY

Heritage Audio HA-73 is warranted by Heritage Audio SL to be free from defects in materials and workmanship for the period of 2 years to the original purchaser. In the event of such defects, the product will be repaired without charge or, at our option, replaced with a new one if delivered to Heritage Audio prepaid, together with a copy of the sales slip or other proof of purchase date. The warranty excludes problems due to normal wear, abuse, shipping damage or failure to use the product in accordance with the specifications.

Heritage Audio shall not be liable for damages based upon inconvenience, loss of use of the product, loss of time, interrupted operation or commercial loss or any other damages, whether incidental, consequential or otherwise.


This warranty is not transferable.

Heritage Audio and the Heritage Audio “H” logos are registered Trademarks owned and/or licensed by Heritage Audio.




REGISTRATION

Please visit our website: <https://heritageaudio.com/registration/>



Session / Title: _____ Track: _____ Connected Equipment: _____

Date: _____ Instrument: _____ Notes: _____
 Switch ON
 Switch OFF



Session / Title: _____ Track: _____ Connected Equipment: _____

Date: _____ Instrument: _____ Notes: _____
 Switch ON
 Switch OFF



www.heritageaudio.com

HERITAGE AUDIO. C/ Alfonso Gómez, 38, 3C. 28037 Madrid – Spain. Tel: +34 917 266 189

info@heritageaudio.com

